

Analysis of Teachers' Feedback Response

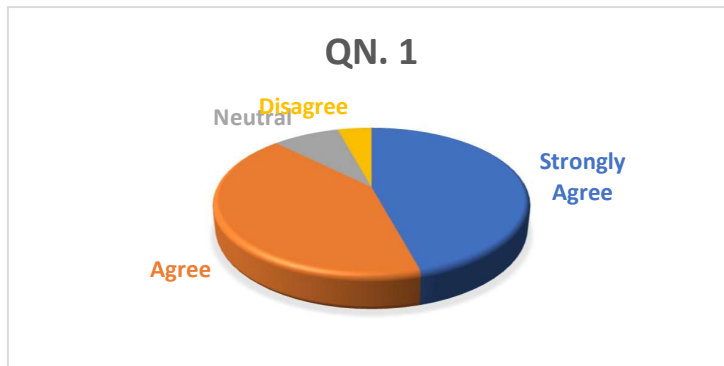
Total Response Received: 72
(Full-Time Teacher-32 & SACT-40)

Form Link: <https://forms.gle/H1wtUzQWKUh9ZkGt8>

(All the entries are in Percentage w.r.t. 72 faculty members)

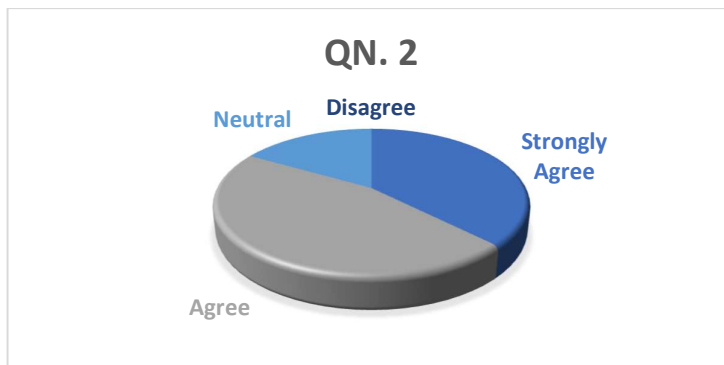
Qn 1. The College Vision, philosophy & objectives are referred to and reflected in college decisions.

Opinions of Answer in Percentage				Scale of Opinion	% of Opinion
Strongly Agree (A)	Agree (B)	Neutral (C)	Disagree (D)		
45.8%	41.7%	8.3%	4.2%	Strongly agree & agree	87.5%



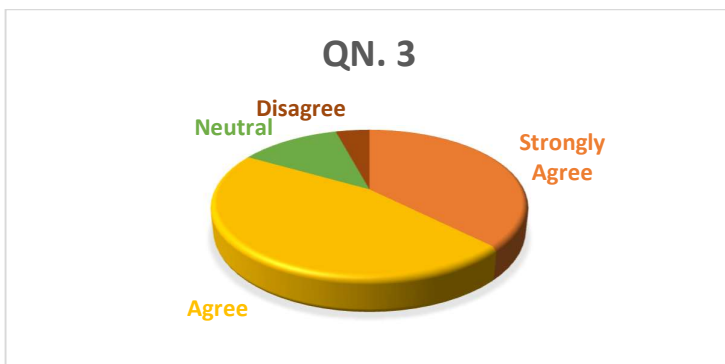
Qn 2. The academic environment and the ambiance in the college is highly favourable.

Opinions of Answer in Percentage				Scale of Opinion	% of Opinion
Strongly Agree (A)	Agree (B)	Neutral (C)	Disagree (D)		
37.5%	45.8%	16.7%	0%	Strongly agree & agree	83.3%



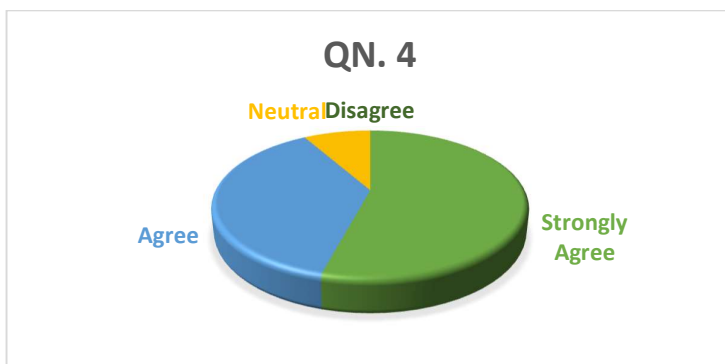
Qn 3. Applicability/Relevance of learning objectives and course outcomes of the syllabus is excellent.

Opinions of Answer in Percentage				Scale of Opinion	% of Opinion
Strongly Agree (A)	Agree (B)	Neutral (C)	Disagree (D)		
37.5%	45.8%	12.5%	4.2%	Strongly agree & agree	83.3%



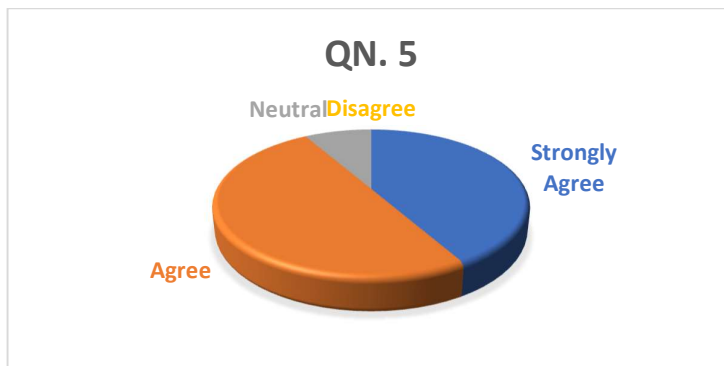
Qn 4. The timely coverage of syllabus is possible in the allotted number of teaching hours.

Opinions of Answer in Percentage				Scale of Opinion	% of Opinion
Strongly Agree (A)	Agree (B)	Neutral (C)	Disagree (D)		
54.2%	37.5%	8.3%	0%	Strongly agree & agree	91.7%



Qn 5. The curriculum is designed to promote student centric methods, such as experiential learning, participative learning and problem-solving methodologies for enhancing learning experiences.

Opinions of Answer in Percentage				Scale of Opinion	% of Opinion
Strongly Agree (A)	Agree (B)	Neutral (C)	Disagree (D)		
41.7%	50%	8.3%	0%	Strongly agree & agree	91.7%



Qn 6. Weightage of the curriculum given to Employability, Entrepreneurship and Skill development of the students.

Opinions of Answer in Percentage				Scale of Opinion	% of Opinion
Strongly Agree (A)	Agree (B)	Neutral (C)	Disagree (D)		
41.7%	29.2%	25%	4.2%	Strongly agree & agree	70.9%



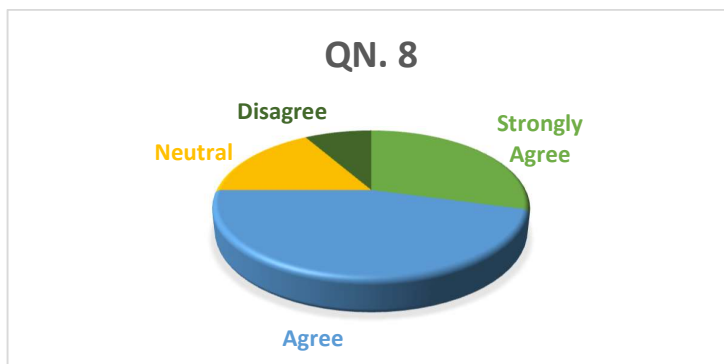
Qn 7. The college library has adequate and relevant books and the library purchases books on time.

Opinions of Answer in Percentage				Scale of Opinion	% of Opinion
Strongly Agree (A)	Agree (B)	Neutral (C)	Disagree (D)		
25%	50%	16.7%	8.3%	Strongly agree & agree	75%



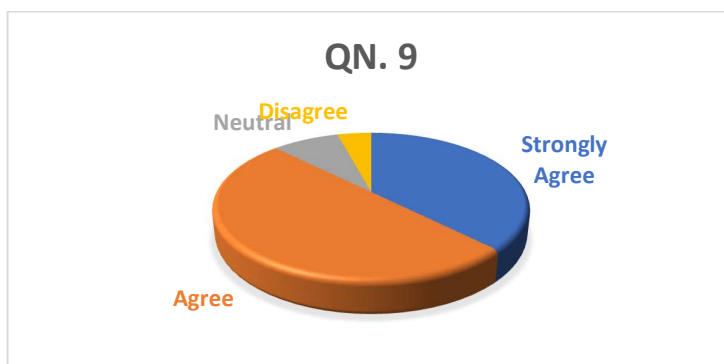
Qn 8. Laboratory requirements including equipment, chemicals and specimens are regularly provided by the college.

Opinions of Answer in Percentage				Scale of Opinion	% of Opinion
Strongly Agree (A)	Agree (B)	Neutral (C)	Disagree (D)		
29.2%	45.8%	16.7%	8.3%	Strongly agree & agree	73.5%



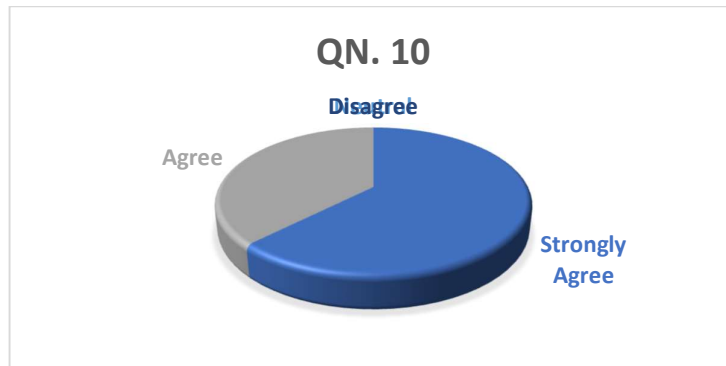
Qn 9. Computer facilities and internet connections are available for ICT based teaching to the teachers.

Opinions of Answer in Percentage				Scale of Opinion	% of Opinion
Strongly Agree (A)	Agree (B)	Neutral (C)	Disagree (D)		
37.5%	50%	8.3%	4.2%	Strongly agree & agree	87.5%



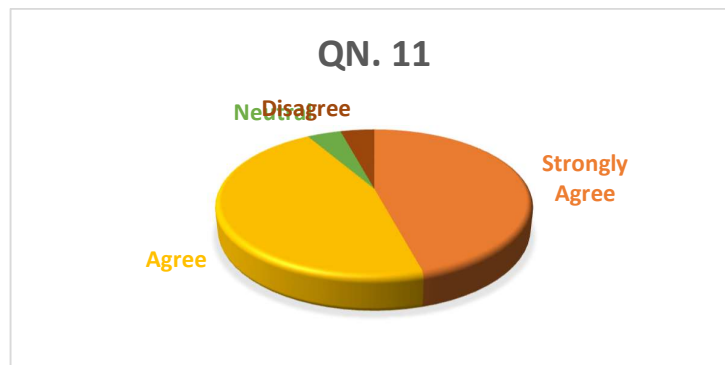
Qn 10. College provides good facilities and encouragement to the teachers for continuing their research works, presenting the papers in National and International Conferences, and organizing conferences & workshops in the college.

Opinions of Answer in Percentage				Scale of Opinion	% of Opinion
Strongly Agree (A)	Agree (B)	Neutral (C)	Disagree (D)		
62.5%	37.5%	0%	0%	Strongly agree & agree	100%



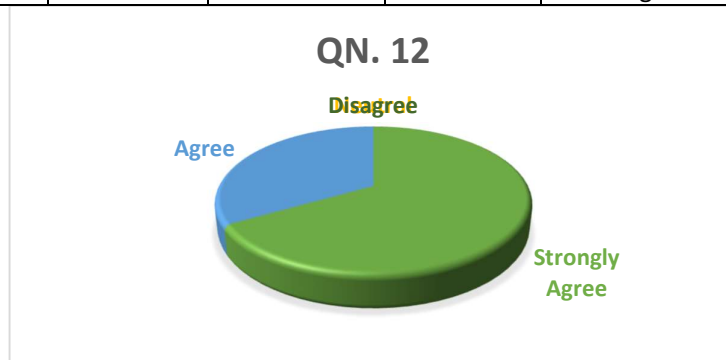
Qn 11. There is a mechanism for feedback, review and performance enhancement for the teaching staff.

Opinions of Answer in Percentage				Scale of Opinion	% of Opinion
Strongly Agree (A)	Agree (B)	Neutral (C)	Disagree (D)		
45.8%	45.8%	4.2%	4.2%	Strongly agree & agree	91.6%



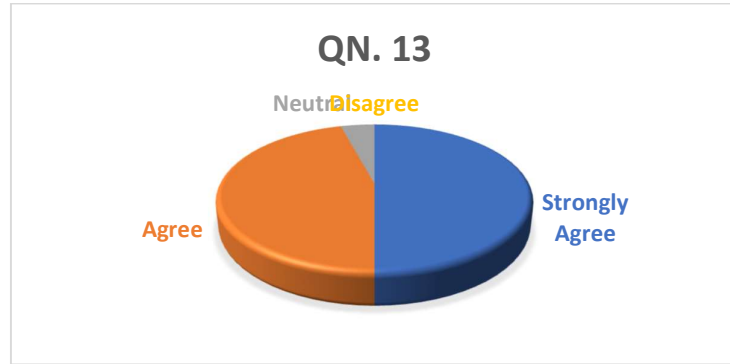
Qn 12. Principal/head is approachable and accessible and believes in building partnerships and gives due consideration to my academic issues and other grievances intime regularly.

Opinions of Answer in Percentage				Scale of Opinion	% of Opinion
Strongly Agree (A)	Agree (B)	Neutral (C)	Disagree (D)		
66.7%	33.3%	0%	0%	Strongly agree & agree	100%



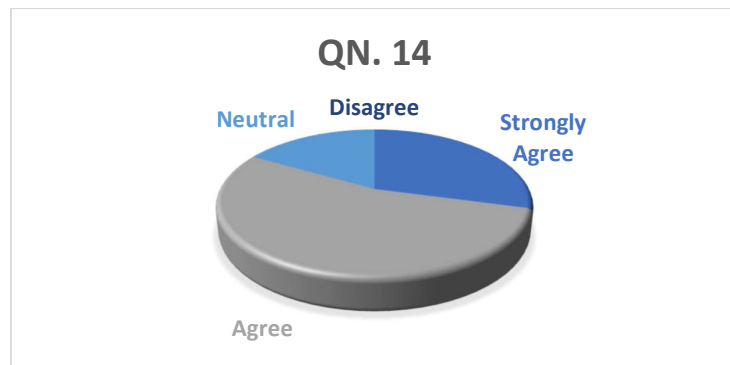
Qn 13. The college gives teachers an opportunity to participate and contribute to various committees and encourages them to give suggestions for improvement of the college in the committee meetings.

Opinions of Answer in Percentage				Scale of Opinion	% of Opinion
Strongly Agree (A)	Agree (B)	Neutral (C)	Disagree (D)		
50%	45.8%	4.2%	0%	Strongly agree & agree	95.8%



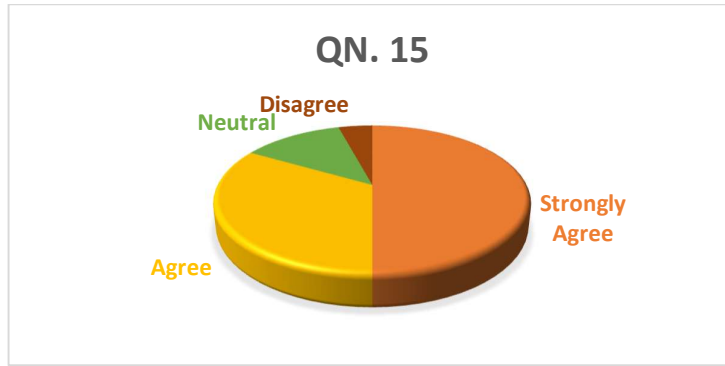
Qn 14. Capabilities/Potential of the staff are fully utilized and Recognition/Appreciation are given for the individual work.

Opinions of Answer in Percentage				Scale of Opinion	% of Opinion
Strongly Agree (A)	Agree (B)	Neutral (C)	Disagree (D)		
29.2%	54.2%	16.7%	0%	Strongly agree & agree	83.4%



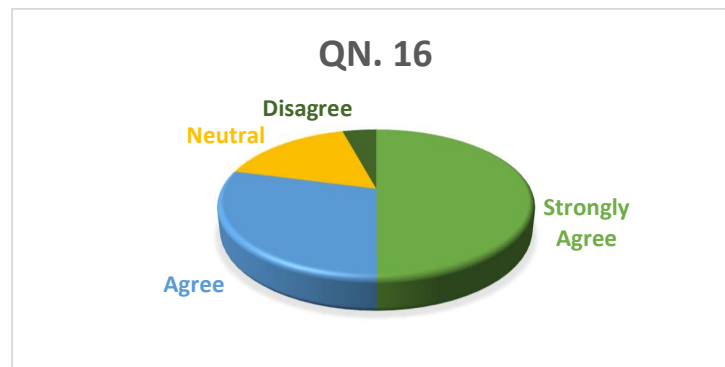
Qn 15. Data, documents, records and evidences are well maintained.

Opinions of Answer in Percentage				Scale of Opinion	% of Opinion
Strongly Agree (A)	Agree (B)	Neutral (C)	Disagree (D)		
50%	33.3%	12.5%	4.2%	Strongly agree & agree	83.3%



Qn 16. College pays attention to conservation of environment and has taken initiative on implementing waste management practices.

Opinions of Answer in Percentage				Scale of Opinion	% of Opinion
Strongly Agree (A)	Agree (B)	Neutral (C)	Disagree (D)		
50%	29.2%	16.7%	4.2%	Strongly agree & agree	79.2%



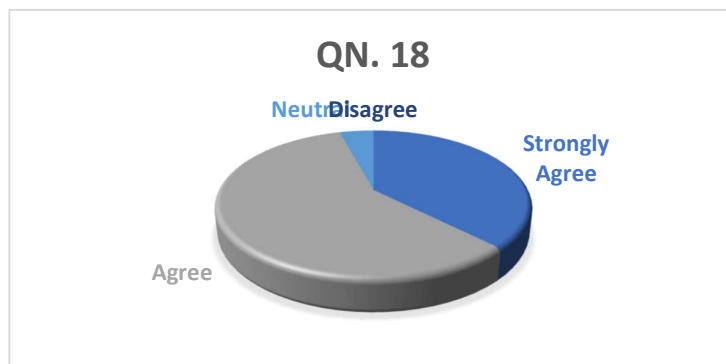
Qn 17. Rest rooms, toilets, laboratory, playground, classrooms are clean and well maintained.

Opinions of Answer in Percentage				Scale of Opinion	% of Opinion
Strongly Agree (A)	Agree (B)	Neutral (C)	Disagree (D)		
20.8%	45.8%	20.8%	12.5%	Strongly agree & agree	66.6%



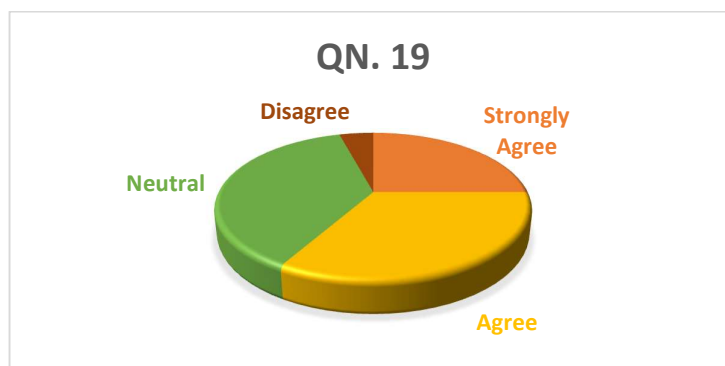
Qn 18. Clean drinking water is available in all college premises.

Opinions of Answer in Percentage				Scale of Opinion	% of Opinion
Strongly Agree (A)	Agree (B)	Neutral (C)	Disagree (D)		
37.5%	58.3%	4.2%	0%	Strongly agree & agree	95.8%



Qn 19. College has adequate medical facilities and is equipped to handle medical and other emergencies.

Opinions of Answer in Percentage				Scale of Opinion	% of Opinion
Strongly Agree (A)	Agree (B)	Neutral (C)	Disagree (D)		
25%	33.3%	37.5%	4.2%	Agree & Neutral	70.8%



Qn 20. Students are disciplined and respectful to the Staff members.

Opinions of Answer in Percentage				Scale of Opinion	% of Opinion
Strongly Agree (A)	Agree (B)	Neutral (C)	Disagree (D)		
20.8%	70.8%	4.2%	4.2%	Strongly agree & agree	91.6%



Teacher Feedback Analysis Report (2024–25)

1. Explicit General Observation & Report

The 2024–25 teacher feedback (72 responses: 32 full-time, 40 SACT) reflects a largely positive academic environment and strong institutional alignment. Most parameters received over 85% agreement, confirming effective governance, collaborative culture, and faculty satisfaction. Major strengths include research encouragement and principal accessibility (100%), committee participation (95.8%), syllabus completion (91.7%), student-centric teaching (91.7%), and supportive feedback mechanisms (91.6%). ICT availability (87.5%) and integration of the college's vision in governance (87.5%) reinforce an atmosphere of transparency and engagement. The overall tone suggests a motivated faculty body working cohesively within an enabling institutional framework.

2. Areas Needing Improvement

Despite strong consensus, some operational and infrastructural issues remain:

- A. Cleanliness & Maintenance: Only 66.6% satisfaction; 12.5% expressed dissatisfaction with restrooms, classrooms, and playground upkeep.
- B. Medical & Emergency Facilities: 70.8% satisfaction; 37.5% neutral, indicating limited awareness or readiness.
- C. Laboratory Support: 73.5% positive; equipment availability and maintenance need attention.
- D. Library Resources: 75% positive; delays in book procurement and limited e-resources cited.
- E. Curriculum Weightage for Employability/Skills: 70.9% positive; 25% neutral, reflecting limited skill orientation.
- F. Environmental & Waste Management: 79.2% positive; scope to formalize sustainable practices.

These trends highlight facility gaps, weak health preparedness, and the need to modernize teaching resources.

3. Suggested Actions

A. Cleanliness & Maintenance

- Step: Introduce a structured facility audit and quality-monitoring system.
- Short-Term (0–6 mo): Deep-clean high-traffic zones, implement checklists, and post cleanliness feedback boards.
- Long-Term (6–12 mo): Appoint a dedicated facilities manager or outsource maintenance under SLAs.
- KEY PERFORMANCE INDICATOR: $\geq 90\%$ satisfaction, $\leq 3\%$ dissatisfaction within 12 months.

B. Medical & Emergency Readiness

- Step: Form a health and safety committee and equip an infirmary.
- Short-Term: Install first-aid kits, emergency contacts, and conduct basic training.
- Long-Term: Establish clinic tie-ups, periodic drills, and staff certification.
- KEY PERFORMANCE INDICATOR: Neutral responses reduced by 50%; full compliance within 1 year.

C. Laboratory Support

- Step: Audit inventory and maintenance schedules.
- Short-Term: Repair critical instruments; ensure timely consumable supply.
- Long-Term: Upgrade equipment via phased budgeting and alumni/industry support.
- KEY PERFORMANCE INDICATOR: $\geq 90\%$ satisfaction by next academic cycle.

D. Library Resources

- Step: Implement demand-driven procurement and digital access.
- Short-Term: Acquire priority titles and improve transparency in ordering.
- Long-Term: Launch e-library and allocate annual digital resource budget.
- KEY PERFORMANCE INDICATOR: Library satisfaction $\geq 90\%$, usage up 30%.

E. Employability & Skill Development

- Step: Strengthen industry-academia links.
- Short-Term: Conduct guest lectures and certificate courses on soft skills.
- Long-Term: Embed employability modules into curriculum.
- KEY PERFORMANCE INDICATOR: 15% improvement in positive response rate.

F. Environment & Waste Management


- Step: Establish formal sustainability policy.
- Short-Term: Start waste segregation and awareness drives.
- Long-Term: Introduce composting, rainwater harvesting, and annual green audits.
- KEY PERFORMANCE INDICATOR: $\geq 90\%$ satisfaction, visible compliance evidence.

4. Scope for Additional Improvement

- Expand digital record management for consistency and transparency.
- Transform research support into funded projects and faculty conferences.
- Offer capacity-building workshops on pedagogy, digital tools, and leadership.
- Create cross-functional taskforces to accelerate implementation and accountability.

5. Overall Conclusion

The feedback underscores strong institutional leadership, academic excellence, and faculty collaboration. Addressing hygiene, medical preparedness, labs, library, and skill orientation through structured short- and long-term interventions will elevate both teaching quality and workplace satisfaction. These improvements, coupled with sustained digital transformation and green practices, will reinforce institutional resilience, faculty motivation, and long-term academic distinction.

 23.12.2025

Principal
Srikrishna College
P.O.-Bagula, Dist.-Nadia.